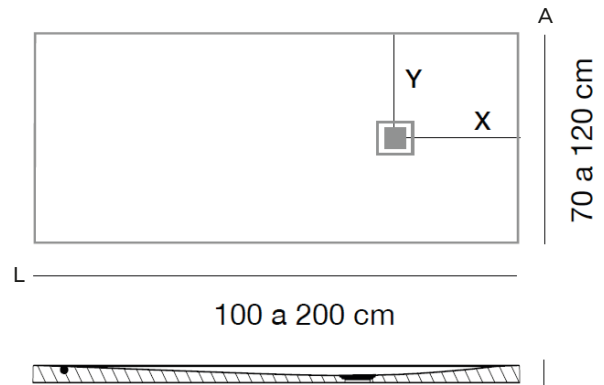



LIGHT




Planimetría *Planimetry*




Espesor / Thickness: +/- 3 cm

Tolerancias / Tolerances: A +/- 3 mm, B +/- 5 mm

Medidas textura arena / Measurements texture sand




Medidas textura pizarra / Measurements texture slate



Dimensiones	X	Y
100/110/120 x 70	40	35
130/140 x 70	50	35
150/160 x 70	45	35
170/180/200 x 70	60	35
100/110/120 x 80	40	40
130/140 x 80	50	40
150/160 x 80	45	40
170/180/190/200 x 80	60	40
100/120 x 90	40	45
140 x 90	50	45
160 x 90	45	45
180 x 90	60	45
100 x 100	40	50
140 x 100	50	50
140 x 120	50	60

Acabados *Finishes*




Arena Sand




Pizarra Slate

Colores *Colours*



Blanco / White
NCS 0500-N




Polar
NCS S0502-R50B



Perla
NCS S1005-Y50R



Albero
NCS S3010-Y20R



Marfil
NCS S0502-Y



Humo
NCS S2500-N



Concret
NCS S4000-N



Tundra
NCS S6005-Y20R



Antracita
NCS S8000-N



Certificación clase 1
Class 1 certification

Características *Features*



Altura 30mm

Height 30mm



Textura arena / pizarra

Sand / Slate texture



Gel coat sanitario antibacteriano ISO NPG

ISO NPG Antibacterial sanitary gel coat



Materiales naturales

Natural materials



Rejilla lacada en el color del plato

Lacquered drain cover same color as shower tray



Antideslizante Clase 3.

Anti-slip Class 3.



Incluye válvula de Ø90. Flujo de agua 15mm: 35L/m

Included Ø90 drain valve. Water flow under 15mm: 35L/m



Sin poros y homogéneo

Compact and homogeneous composition



Plato aligerado 35kg / m2

Light shower tray 35kg / m2



LOLA
BATH